










OS HRS Growth

Year	2001	2003	2005	2007	2008	2009	2010
Total Transactions	▪ 1,350,000	▪ 4,100,000	▪ 9,300,000	▪ 13,500,000	▪ 15,000,000	▪ 18,000,000	▪ 24,000,000
Total Employee	▪ 1,000	▪ 7,000	▪ 13,000	▪ 20,000	▪ 31,000	▪ 53,000	▪ 72,000
Total HRS Team	▪ 35	▪ 70	▪ 105	▪ 125	▪ 145	▪ 185	▪ 260
% Revenue contribution	▪ 5%	▪ 13%	▪ 27%	▪ 51% (27%)	▪ 53% (29%)	▪ 54% (35%)	▪ 60% (38%)
Achievements	<ul style="list-style-type: none"> ▪ Trusecure Compliance ▪ 1st country deployed (Taiwan) 	<ul style="list-style-type: none"> ▪ Launch of HR helpdesk application VHelpdesk ▪ Payroll Academy ▪ Concur Regional License Agreement 	<ul style="list-style-type: none"> ▪ Launch of Symphony ESS ▪ COPC – 1st in Malaysia to be awarded NSS Compliance ▪ PeopleSoft Regional License Agreement 	<ul style="list-style-type: none"> ▪ PeopleSoft Solution Deployment ▪ SAS 70 certification ▪ Symphony restructure (integration of local payroll)  	<ul style="list-style-type: none"> ▪ ESS upgrade ▪ Oracle BPO agreement ▪ Regional PeopleSoft deployment  	<ul style="list-style-type: none"> ▪ SAS 70 recertification for 2009 ▪ New Operation centres in India ▪ New market in EMEA 	<ul style="list-style-type: none"> ▪ New Operating centres in China and Europe ▪ Service Expansion: Loan / Benefits / Data Processing ▪ Partner Development Group ▪ Commence Europe Deployment
Country Coverage	▪ Asia Pacific coverage (15 countries)				▪ Asia Pacific + UK	▪ Asia Pacific + UK and EMEA countries	▪ Asia Pacific + Europe coverage
Solution Architecture	▪ Hybrid / Best of Breed	▪ Best in Class (Payroll and Financial Application)			▪ Full ESS / Financial Integration		▪ Hub and Spoke service delivery model (via Japan, India and China centres)